

CARACTERÍSTICAS DO PRODUTO:

Material: Alumínio 6060- T5;

Uso: Estrutura autoportante para áreas secas com mesa elevada e capacidade de instalação de até 4 módulos de 1134 mm de largura em posição retrato.

Inclinação Disponível: 10°.



ACESSÓRIOS PARA INSTALAÇÃO:



Parafusos M8 Porcas e Arruelas

- Material: aço inox 304;
- Medida: 50 e 100 mm.



Grampo Terminal

- Material: Alumínio 6060-T5 e aço inox 304;
- Atende módulos de 30 mm, 33 mm, 35 mm e 40 mm.



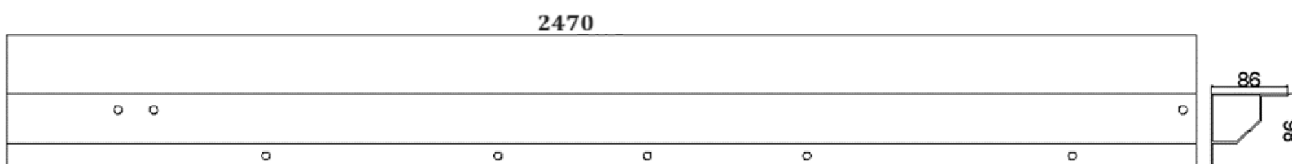
Grampo Intermediário

- Material: Alumínio 6060-T5 e aço inox 304;
- Largura de 50 mm;
- Atende módulos de 30 mm, 33 mm, 35 mm e 40 mm.

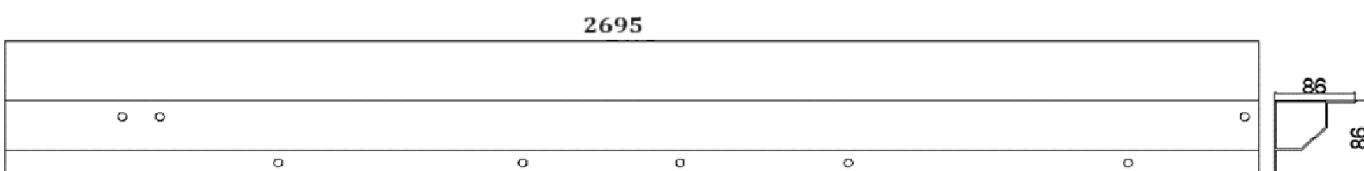


DIMENSÕES DO PRODUTO:

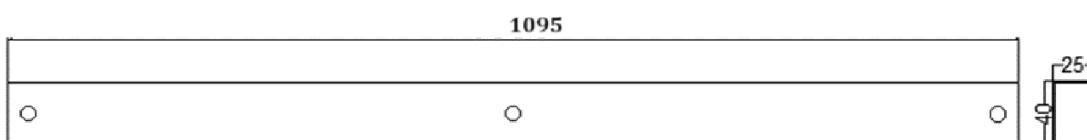
Pilar 1




Pilar 2




Travamento




Grelha



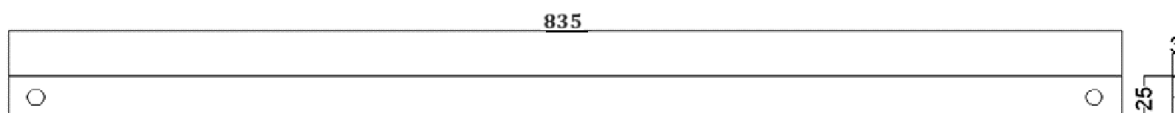
Mão francesa




Perfil Batente



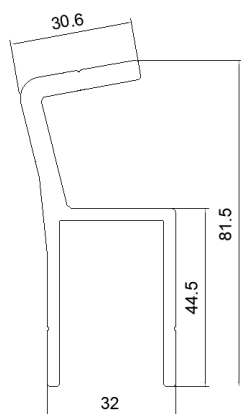
Contravento



Longarina



REGULAGEM MAO FRANCESA



REGULAGEM LONGARINA

